

Starting point 10mm in
and 30mm down

Vertical guideline 10mm in

LETTERING UPPERCASE - ALL 3MM

| | | | | | | | | | | | | | | | | | |
|---|---|---|---|---|---|---|---|---|---|---|---|---|---|---|---|---|---|
| A | B | C | D | E | F | G | H | I | J | K | L | M | N | O | P | Q | R |
| S | T | U | V | W | X | Y | Z | | | | | | | | | | |
| 1 | 2 | 3 | 4 | 5 | 6 | 7 | 8 | 9 | 0 | | | | | | | | |

LINEWORK

CONSTRUCTION

PENCIL – 2H

DIMENSION LINES

PENCIL – 2H

OUTLINES

PENCIL – 2B OR F

BORDERS

& SECTIONS

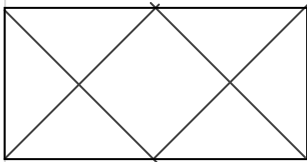
PENCIL–2B OR F OR 0.7mm

HIDDEN DETAIL

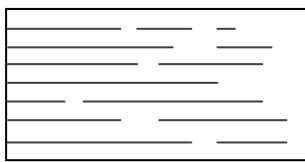
PENCIL – 2H

CENTRE LINES

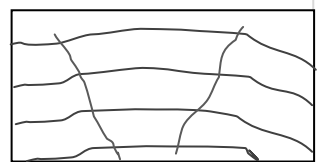
PENCIL – 2H



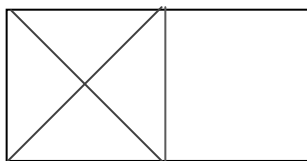
PARTICLEBOARD



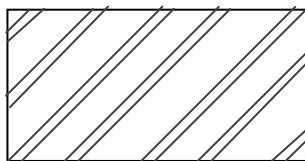
GLASS



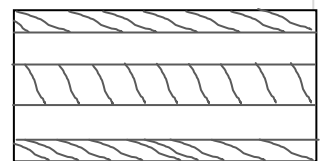
DRESSED TIMBER



STRUCTURAL TIMBER



BRICKWORK



PLYWOOD

INSERT YOUR NAME AND CLASS

INSERT
DATE

LINEWORK

1:1

1

A